

# HULL PRO

A full-performance, biocide-free silicon-epoxy fouling-release hull protectant that applies easily over metal substrates and bare gel coat for use on fresh and saltwater vessels.



## FULL-PERFORMANCE

Hull Pro's ultra-smooth finish produces less vessel drag. We've seen an increase of vessel speed by up to 10% and a reduction in fuel costs by up to 17%.

## BIOCIDES-FREE FORMULATION

Unlike traditional bottom paints or anti-fouling coatings, Hull Pro contains no biocides and is non-sacrificial and non-ablative. This means that over time, Hull Pro won't wear down, create microplastics, or release harmful biocides into the environment.

## EASY TO APPLY AND CLEAN






Without the need for primers or hull scuffing, Hull Pro applies easily in a single coat.

Cleaning is simple without the need for harsh chemicals. We recommend diving the boat and cleaning minor growth with a microfiber cloth or power washing the vessel every 3-6 weeks depending on water & rate of growth. More stubborn growth can be removed using Shark Gel, a silicon squeegee or 3M white pad.

## RETAIN VESSEL RESALE VALUE

Staying away from traditional bottom paints can help your vessel look its best and extend its lifespan. You can see an immediate ROI over the course of a season after using Hull Pro.

## FEATURES

-  **BIOCIDES-FREE**
-  **DURABLE - WON'T CHIP OFF ON BOAT LIFTS**
-  **FOULING RELEASE**
-  **INCREASE SPEED BY UP TO 10%**
-  **SAVE UP TO 17% ON FUEL COSTS**

## SUBSTRATES

-  **GELCOAT**
-  **ALUMINUM**
-  **BRASS**
-  **BRONZE**
-  **STEEL**

## ESTIMATED COVERAGE

- **8.5 OZ KIT** ~7.5 LINEAR FEET OF VESSEL HULL - IDEAL FOR TOUCH-UPS AND VOIDS
- **17 OZ KIT** ~15 LINEAR FEET OF VESSEL HULL
- **32 OZ KIT** ~23 LINEAR FEET OF VESSEL HULL



SCAN TO FIND OUT MORE



SMART, SUSTAINABLE  
NANO-FORMULATED SOLUTIONS



# HULL PRO

SEE WHY THE PROS CHOOSE HULL PRO.  
BETTER PROTECTION.  
BETTER PERFORMANCE.  
BETTER FINISH.  
BETTER FOR THE ENVIRONMENT.

## APPLICATION & POST-APPLICATION CARE

With the proper care, Hull Pro can provide long-term protection for your vessel. Application is simple and you can even do it yourself. Find our Application Guides for different substrates online.

Post-application, we recommend diving the vessel or power washing your vessel every 2-6 weeks depending on water. Everyone's water-type will differ, as will growth rates. Depending on the rate of growth, hulls can be cleaned off using either a microfiber cloth, silicone scraper, or 3M white scouring pad. For stubborn growth, we recommend using Armus Shark Gel!

Do NOT use metal tools or rough abrasive scouring pads to clean a Hull Pro-treated vessel.

Questions about application, your vessel, or post-application care? We've got you covered and we're here to help!

## SEE THE HULL PRO DIFFERENCE! OUR DURABLE FORMULA WON'T CHIP OFF ON BOAT LIFTS!

HULL PRO SELF-LEVELS ON A VALHALLA V46




THE COMPETITOR'S FINISH OVER GELCOAT



HULL PRO OVER A PATHFINDER 2005



BOTTOM PAINT - 1 YEAR IN THE WATER



HULL PRO ON A PRINCECRAFT PONTOON



UNPROTECTED PONTOON SHOWING GROWTH



HULL PRO ON A BENNINGTON TRITON



UNPROTECTED TRITON SHOWING CORROSION



SCAN FOR  
PRODUCT  
DOCUMENTS