

POSEIDON EXTREME

Our conversion primer makes switching from traditional bottom paint to Hull Pro easy. Poseidon Extreme is a water-tight osmosis-prevention, and works great when topped with our best-selling Hull Pro clear coat.

OSMOSIS/BLISTERING PROTECTION

Our P.EXT Primer rolls over prepped surfaces to provide a durable water-tight barrier that prevents osmosis. This protective base layer rolls over sanded substrates, existing bottom paints, and even over fresh gelcoat-coated hulls. By creating a completely water-tight barrier between your hull and the water, Poseidon Extreme can prevent hull damage and hull blistering, and reduce vessel drag!

STABILIZES BOTTOM PAINTS

If you have traditional bottom paint on your vessel, switching to a performance coating like Hull Pro is simple, without the need to fully remove your bottom paint. Poseidon Extreme stabilizes traditional bottom paints, preparing the surface for your final protective barrier topcoat, like Hull Pro.

EASY TO APPLY AND CLEAN

Remove as much of the bottom paint as you can, scuff/sand the surface, mix and apply our P.EXT Primer either by roller or sprayer, then allow it to dry and cure. Follow up by applying our performance topcoat Hull Pro!

RETAIN VESSEL RESALE VALUE





Staying away from traditional bottom paints can help your vessel look its best and extend its lifespan. You can see an immediate ROI over a season after using our full Poseidon Extreme system.



FEATURES

-  **PREVENTS HULL BLISTERING / OSMOSIS**
-  **BIOCIDE-FREE**
-  **DURABLE - WON'T CHIP OFF**
-  **SAVES ON LABOR COSTS**
-  **STABILIZING TIE-COAT**

SUBSTRATES

-  **FRESH GELCOAT**
-  **SANDED & PREPPED BOTTOM PAINT**
-  **FIBERGLASS**
-  **MOST BARE METALS**

ESTIMATED COVERAGE

- **2 LITERS POSEIDON EXTREME** ~10 LINEAR FEET OF VESSEL HULL



SCAN TO FIND OUT MORE



SMART, SUSTAINABLE
NANO-FORMULATED SOLUTIONS



SEE WHY THE PROS CHOOSE POSEIDON EXTREME.
BETTER PROTECTION.
BETTER PERFORMANCE.
BETTER FINISH.
BETTER FOR THE ENVIRONMENT.

APPLICATION & POST-APPLICATION

If you have traditional bottom paint on your vessel, you should remove as much of it as possible and sand the surface smooth. No need to sand all the way down to the gelcoat or fiberglass substrate, but do remove as much bottom paint as possible.

Once sanded, mix and apply Poseidon Extreme and allow to cure for at least 24 hours prior to applying a topcoat like Hull Pro.

Post-application, we recommend diving the vessel or power washing your vessel every 2-6 weeks depending on water. Everyone's water-type will differ, as will growth rates. Depending on the rate of growth, hulls can be cleaned off using either a microfiber cloth, silicone scraper, or 3M white scouring pad.

Questions about application, your vessel, or post-application care? We've got you covered and we're here to help!

SEE THE POSEIDON EXTREME DIFFERENCE!
IF YOU'RE TIRED OF BOTTOM PAINT, MAKE THE SWITCH TODAY!

TRADITIONAL BOTTOM PAINT



POST-APPLICATION OF POSEIDON EXTREME



SCAN FOR
PRODUCT
DOCUMENTS

MAIL: INFO@ARMUSSOLUTIONS.COM WEB: ARMUSMARINE.COM